

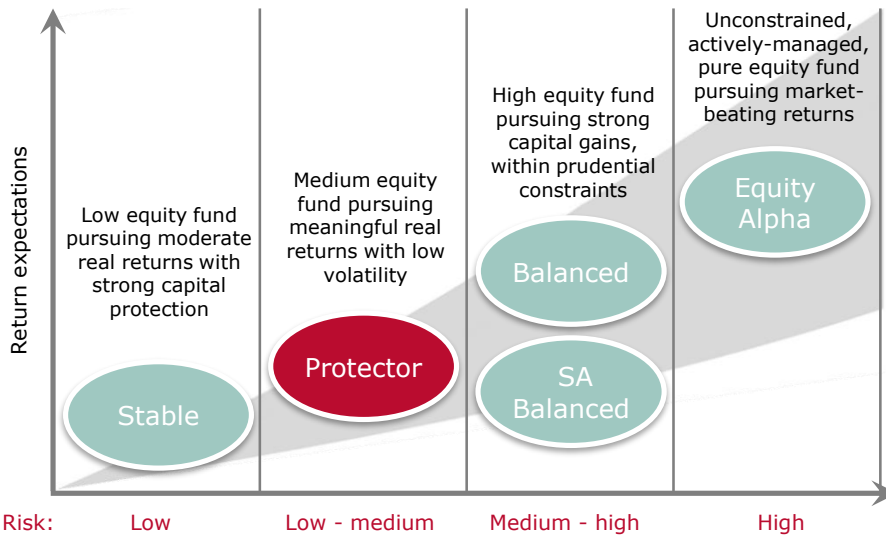
Camissa Protector Fund

February 2025

Date of issue: 12 March 2025



Risk/return profile



Portfolio Manager
Dirk van Vlaanderen
BBusSc, CA(SA), CFA

Fund objective

To provide steady capital growth and returns that are better than equity market returns on a risk-adjusted basis over the medium to longer term.

This fund is suitable for investors looking for exposure to the long-term inflation-beating characteristics of equities, with reduced downside exposure and volatility and a strong focus on capital preservation.

Invest with us

Contact your financial adviser or

Visit our website

www.camissa-am.com

Call Client Services

0800 864 418

Email

clientservice@camissa-am.com

Fax

088 021 671 3112

Fees and charges

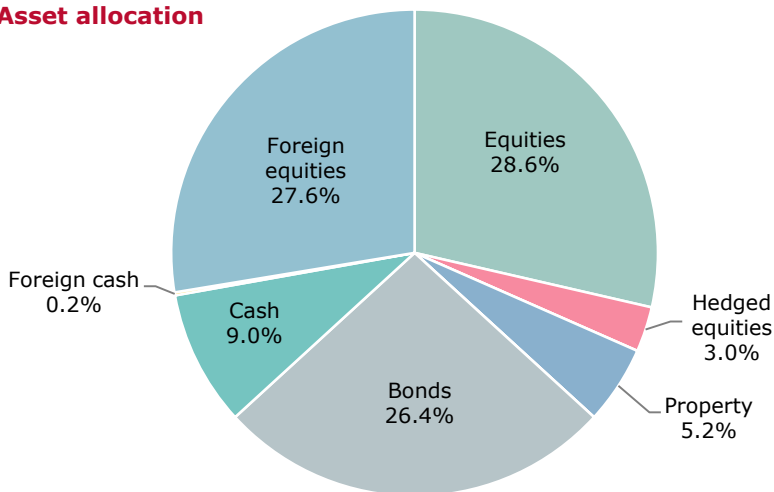
(excl VAT)

Initial fee	0.00%
Financial adviser fee	max 3.00%
Ongoing advice fee	max 1.00% pa
Management fee	1.25% pa

	1 year	3 years
TER ¹	1.51%	1.53%
TC ²	0.16%	0.17%

This fund is Regulation 28 compliant and can invest in a variety of domestic and international asset classes (such as equities, listed property, conventional bonds, inflation-linked bonds and cash). It is positioned in our team's best investment ideas - which emanate from our bottom-up research process - and is actively managed to reduce volatility and downside risk. Derivative strategies are employed.

Asset allocation



Top 10 equity holdings*

Prosus/Naspers	4.7%	Omnia	1.5%
MTN	2.0%	JD.com	1.4%
Brait	1.9%	Northam Platinum	1.4%
Datatec	1.8%	Prudential plc	1.3%
Anglo Platinum	1.6%	Dollar General	1.2%
		Total	18.8%

* Top holdings comprise domestic and global equities

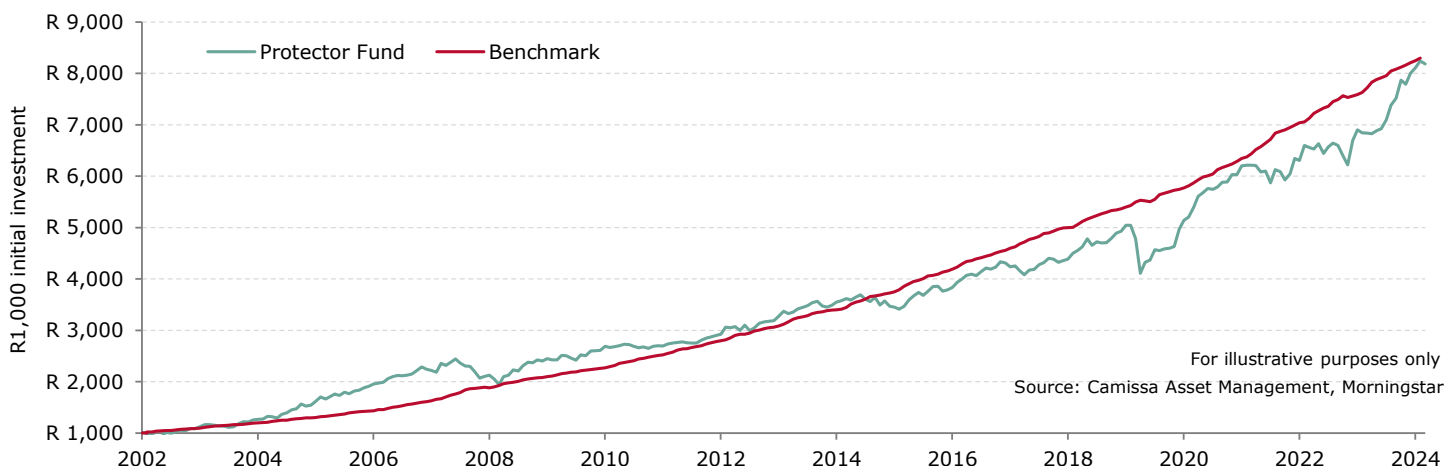
¹ TER (total expense ratio) = % of average NAV of portfolio incurred as charges, levies and fees in the management of the portfolio for rolling one and three-year periods to 31 December 2024. A higher TER does not necessarily imply a poor return, nor does a low TER imply a good return. The current TER may not necessarily be an accurate indication of future TERs.

² TC (transaction costs) are unavoidable costs incurred in administering the financial products offered by Camissa Collective Investments and impact financial product returns. It should not be considered in isolation as returns may be impacted by many other factors over time including market returns, the type of financial product, the investment decisions of the investment manager and the TER. This is also calculated on rolling one and three-year periods to 31 December 2024.

Camissa Protector Fund

February 2025

Performance¹



Annualised performance	Fund	Benchmark	Outperformance	Highest#	Lowest#	Risk statistics	Fund	Benchmark
1 year	19.7%	7.1%	12.6%	4.7%	-1.0%	Annualised deviation	8.8%	1.5%
3 years	9.6%	9.2%	0.4%	7.6%	-3.7%	Sharpe ratio*	0.3	n/a
5 years	11.4%	8.8%	2.6%	7.6%	-13.9%	Maximum gain Φ	26.5%	32.1%
10 years	8.5%	9.3%	-0.8%	7.6%	-13.9%	Maximum drawdown Φ	-20.4%	-1.1%
Since inception	9.9%	10.0%	-0.1%	9.5%	-13.9%	% positive months	64.8%	91.8%

Highest and lowest monthly fund performance during specified period

Φ Consecutive months of change in the same direction

* The Sharpe ratio is used to measure how well the return of an asset compensates the investor for the risk taken. The higher the Sharpe ratio the better the Fund's historical risk-adjusted performance has been. This is calculated by taking the difference between the Fund's annualised return and the risk-free (cash) rate, divided by the standard deviation of the Fund's returns.

¹ Performance is quoted from Morningstar as at month-end for a lump sum investment using Class A Net Asset Value (NAV) prices with income distributions reinvested (income is reinvested on the reinvestment date). NAV refers to the value of the fund's assets less the value of its liabilities, divided by the number of units in issue. Performance figures are quoted after the deduction of all costs incurred within the fund. Individual investor performance may differ as a result of initial fees, the actual investment date, the date of reinvestment and dividend withholding tax. All performances are annualised (ie the average annual return over the given time period). Actual annual figures are available on request from Client Service.

Fund size	R378.85 million
NAV	3,977.40 cpu
Benchmark	CPI + 4%
ASISA category	South African - Multi Asset - Medium Equity
Launch date	11 December 2002

Income distributions	
31 December 2024	85.42 cpu
30 June 2024	78.24 cpu
Investment minimum	
Lump sum	R5,000
Debit order	R500 pm

Trustee Seggie Moodley
Head: Standard Bank Trustee Services
seggie.moodley@standardbank.co.za

Portfolio Manager Dirk van Vlaanderen - Dirk obtained a BBusSc (Hons) in Finance from the University of Cape Town in 2001 and qualified as a chartered accountant in February 2006. After relocating to London, he spent two years with Bear Stearns. Dirk joined Camissa in February 2014 as an investment analyst and was promoted to portfolio manager in October 2020. He is a CFA charter holder.

Fund registration no (ISIN)
ZAE000150850

Pricing: All funds are valued and priced at 15:00 each business day and at 17:00 on the last business day of the month. Forward pricing is used. The deadline for receiving instructions is 14:00 each business day to ensure same day value. Prices are published daily on our website.

The Camissa unit trust fund range is offered by Camissa Collective Investments (RF) Limited (Camissa), registration number 2010/009289/06. Camissa is a subsidiary of Camissa Asset Management (Pty) Limited [a licensed financial services provider (FSP No. 784)], the investment manager of the unit trust funds. Camissa is a member of the Association for Savings and Investment SA (ASISA) and is a registered management company in terms of the Collective Investment Schemes Control Act, No 45 of 2002.

Unit trusts are generally medium to long-term investments. The value of units will fluctuate and past performance should not be used as a guide for future performance. Camissa does not provide any guarantee either with respect to the capital or the return of the portfolio(s). Foreign securities may be included in the portfolio(s) and may result in potential constraints on liquidity and the repatriation of funds. In addition, macroeconomic, political, foreign exchange, tax and settlement risks may apply. However, our robust investment process takes these factors into account. Unit trusts are traded at ruling prices and can engage in scrip lending and borrowing. Exchange rate movements, where applicable, may affect the value of underlying investments. Different classes of units may apply and are subject to different fees and charges. A schedule of the maximum fees, charges and commissions is available upon request. Commission and incentives may be paid, and if so, would be included in the overall costs. Camissa has the right to close the portfolio to new investors in order to manage it more effectively in accordance with its mandate. Additional information is available free of charge on our website or from Client Service.